



THREE EPIPHANIES

PAUL E. FARMER, MD, PHD

HARVARD MEDICAL SCHOOL
BRIGHAM AND WOMEN'S HOSPITAL
PARTNERS IN HEALTH



CASCADES – IMPROVING TB CARE
PARIS, FRANCE
NOVEMBER 1, 2013

1

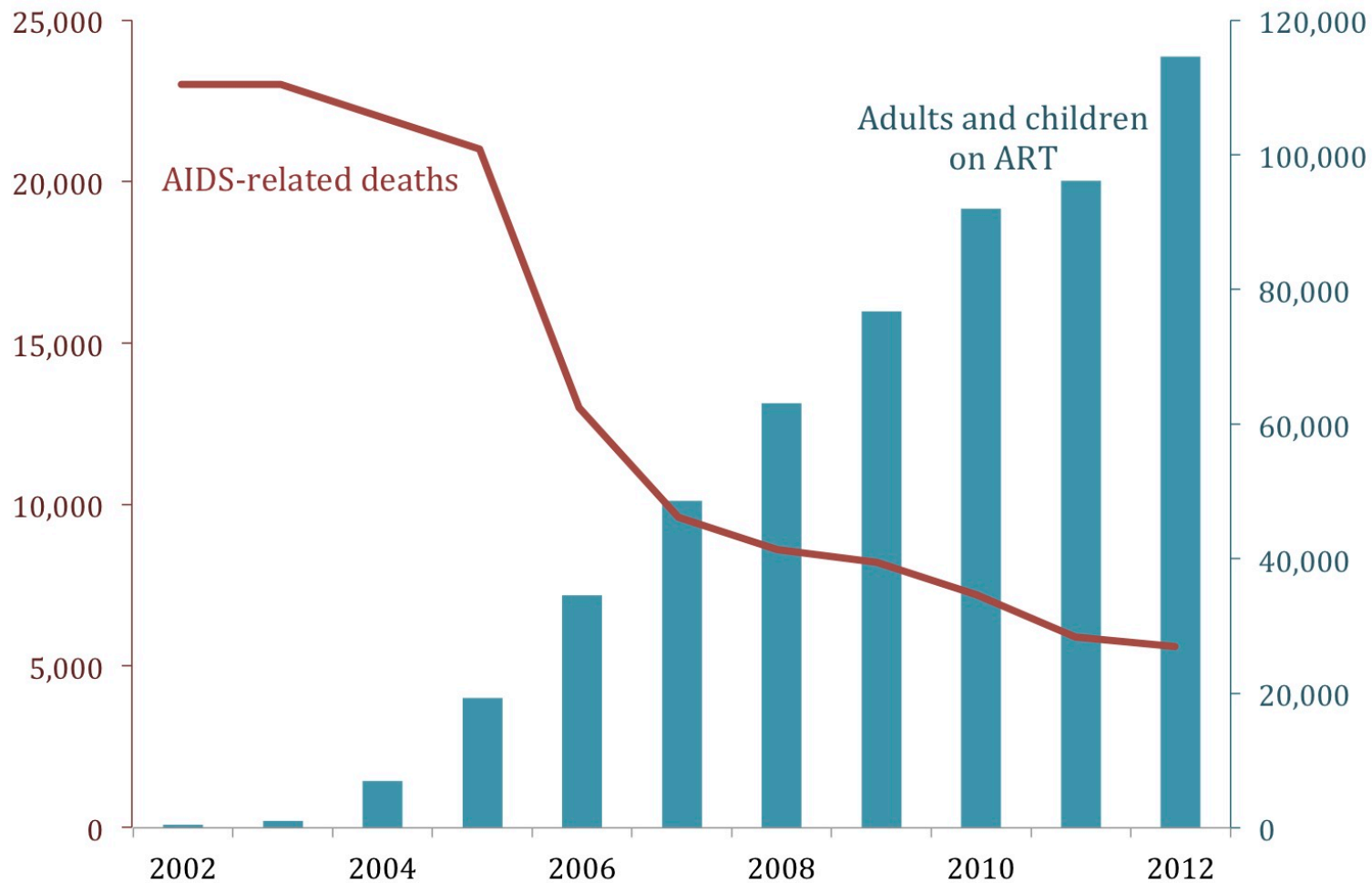
The Proje Veye Sante Experience, 1989-1991

Characteristics of TB in Sector 1 vs Sector 2 Patients

Infections and Inequalities (Farmer 2001, p. 221)

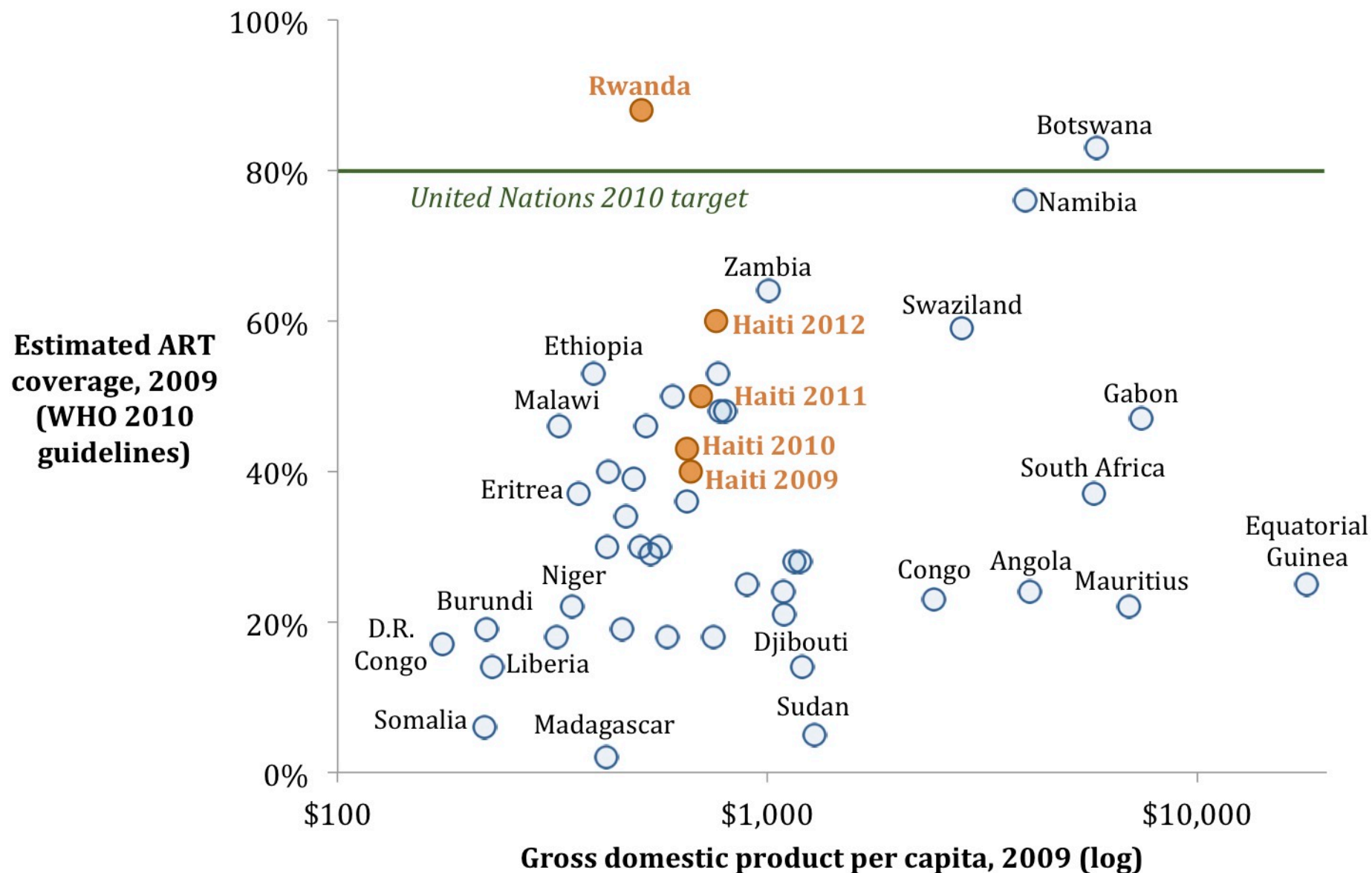
	Sector 1 (N = 50)	Sector 2 (N = 50)
All-cause mortality (18 months follow-up)	1 (2%)	6 (12%)
Sputum-positive for AFB after 6 months of treatment	0	9 (18%)
Persistent pulmonary symptoms after 1 yr of treatment	3 (6%)	21 (42%)
Average weight gained/patient/year (lbs.)	9.8	1.9
Return to work after 1 yr of treatment	46 (92%)	24 (48%)
Average number of clinic visits/patient/year	11.6	5.4
Average number of home visits/patient/year	32	2
HIV co-infection	2 (4%)	3 (6%)
Number denying the role of sorcery in their illness	6 (12%)	9 (18%)
One-year disease-free survival	50 (100%)	24 (48%)

The AIDS Response in Rwanda, 2002-2012



UNAIDS. AIDSInfo database. Available: <http://www.unaids.org/en/dataanalysis/datatools/aidsinfo/> (accessed 29 October 2013).

ART coverage in sub-Saharan Africa (2009) and Haiti (2009-2012)*



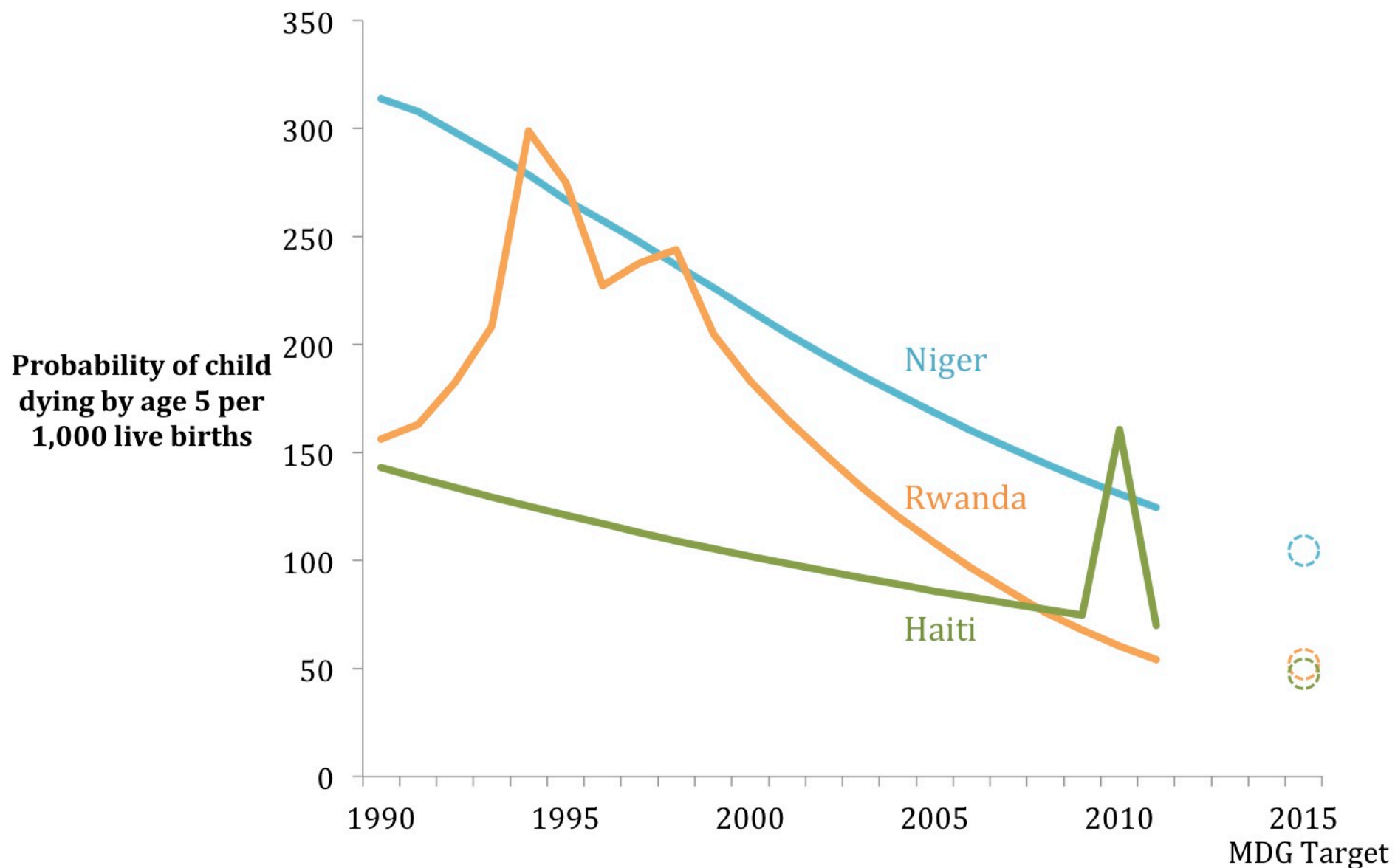
1) Towards universal access: scaling up priority HIV/AIDS interventions in the health sector, progress report 2010. Geneva, Switzerland: World Health Organization, 2010. (Accessed September 11, 2013, at http://whqlibdoc.who.int/publications/2010/9789241500395_eng.pdf.)

2) DataBank: world development indicators and global development finance. Washington, D.C.: World Bank, 2013. (Accessed September 11, 2013, at <http://databank.worldbank.org/>.)

3) UNAIDS. AIDSInfo Database. Available: <http://www.unaids.org/en/dataanalysis/datatools/aidsinfo/> (accessed 24 October 2013).

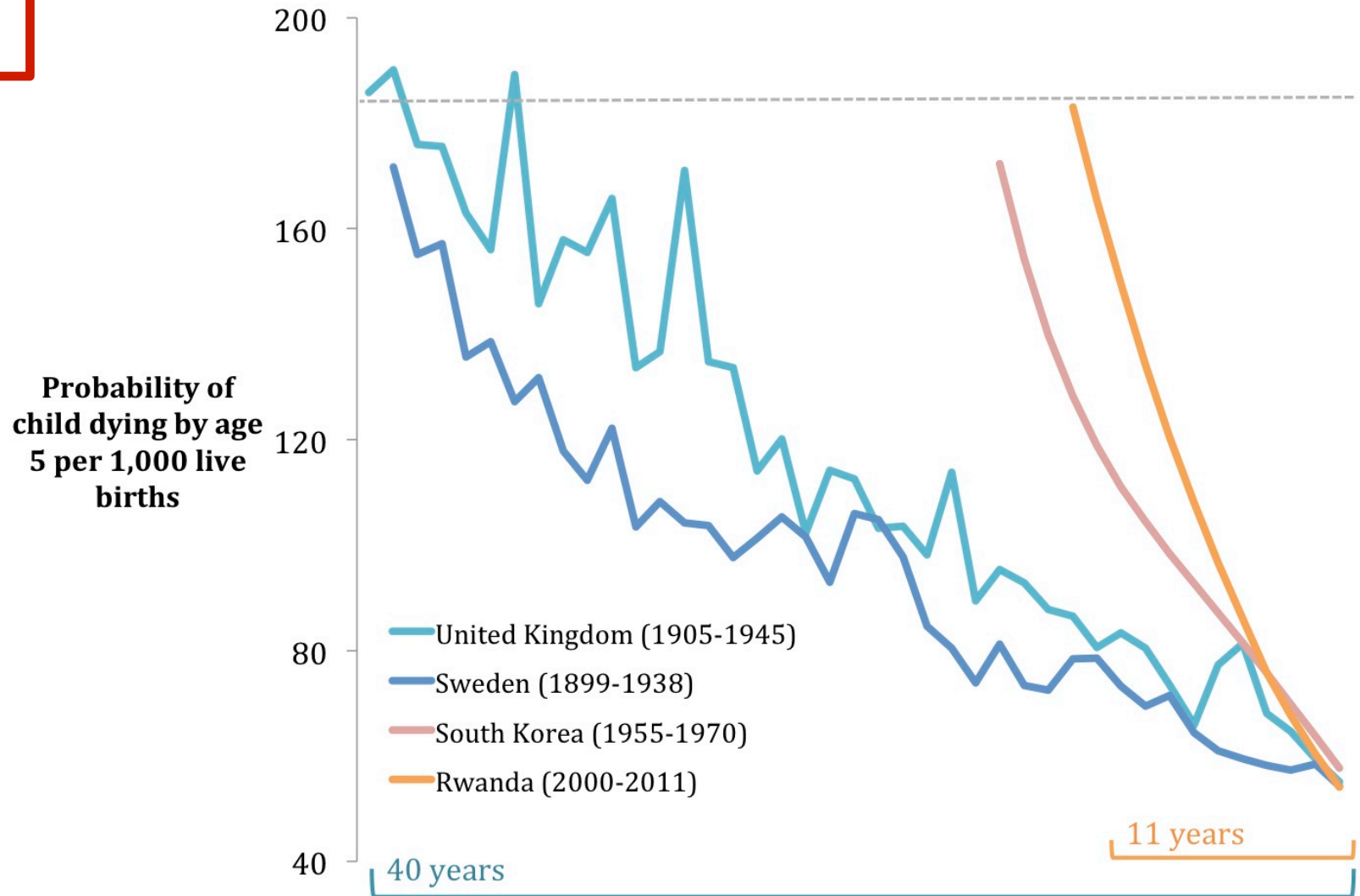
*Note: Haiti ART coverage data from reference 3; all other ART coverage data from reference 1.

Progress Towards MDG 4 in Rwanda, Haiti, and Niger



United Nations Children's Fund, World Health Organization, World Bank, United Nations Population Division. Levels and trends in child mortality 2012. www.unicef.org/media/files/UNICEF_2012_IGME_child_mortality_report.pdf. (accessed 6 November 2012).

Historic Reductions in Child Mortality In Perspective



United Nations Children's Fund, World Health Organization, World Bank, United Nations Population Division. Levels and trends in child mortality 2012. www.unicef.org/media/files/UNICEF_2012_IGME_child_mortality_report.pdf.

Gapminder Foundation. Gapminder World. <http://www.gapminder.org/data/>.



Photo: Open Society Institute/Sergei Gitman





Photo: Durban, South Africa, IAC 2000