

Tuberculosis

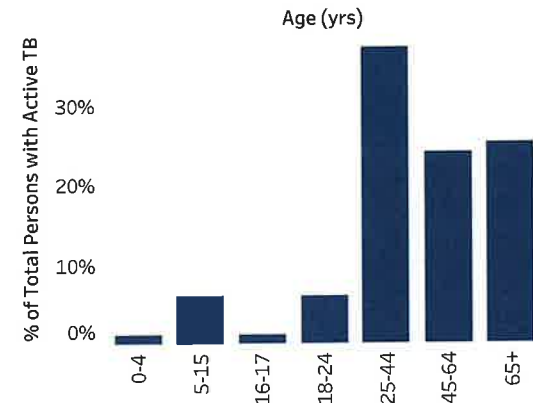
Tennessee TB Elimination Program, 2021



Data and Statistics



Patient Demographics



Tennessee had **84** persons with active TB in 2021

Tennessee had a rate of **1.2** persons with active TB per 100,000


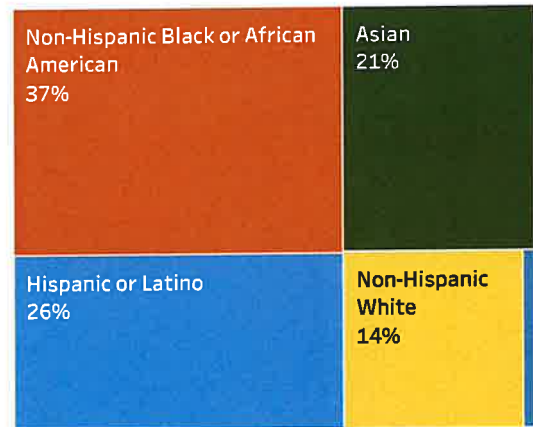
Risk Factors

Substance Abuse	19.05%
Diabetes	16.67%
Other risk factors	45.24%

TB Mortality*

Dead at time of diagnosis	4%
Died during therapy	14%

*TB mortality data are preliminary



19

Number of countries of birth represented among patients with TB disease

